

MOOREA FUND SUSTAINABLE STRUCTURED INCOME

Monthly Factsheet

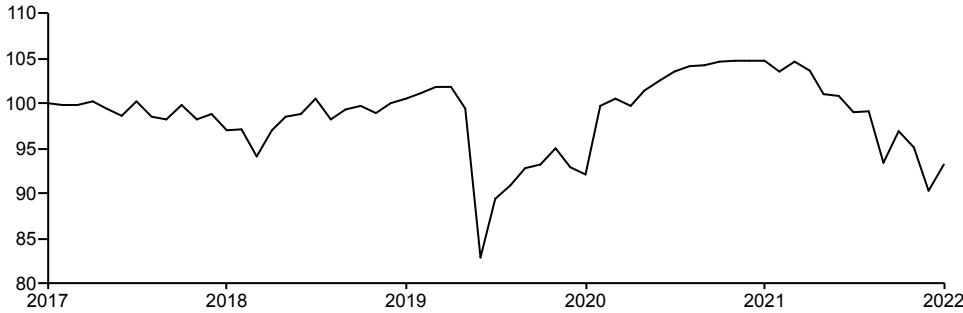


INVESTMENT OBJECTIVE

The sub-fund's objective is to outperform the corporate credit market over a 3 to 5 years investment horizon with less volatility. The sub-fund will not be managed against any particular benchmark and will pursue a total return approach. The sub-fund aims at meeting the long-term challenges of sustainable development while delivering financial performance by the combination of financial and extra-financial criteria, integrating environmental, social and governance criteria (ESG).

PERFORMANCE

PERFORMANCE GRAPH (base 100)



RETURN

| Cumulative | 1 month | 3 months | Year-to-date | 1 year | 3 years * | Launch* |
|-------------|---------|----------|--------------|---------|-----------|---------|
| Fund | 3.19% | -3.81% | -10.93% | -10.99% | -2.48% | 0.45% |

| Calendar Year | 2021 | 2020 | 2019 | 2018 | 2017 | 2016 |
|---------------|-------|--------|-------|--------|-------|-------|
| Fund | 4.16% | -1.31% | 8.16% | -5.70% | 8.10% | 5.15% |

*Annualised performance

Past performance should not be seen as an indication of future performance.

RISK & VOLATILITY MEASURES

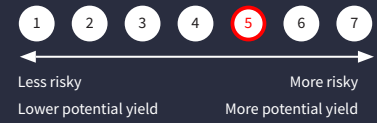
| | Volatility | | | Beta | Sharpe Ratio |
|-------------|------------|-----------|---------|-------|--------------|
| | 1 year | 3 years * | 5 years | | |
| Fund | 9.84% | 13.55% | 10.92% | 1.77% | -0.08% |

OCTOBER 2022

SHARE CLASS RETAIL EUR

LU0538387076

UCITS Risk/return grading (1)



Morningstar category

EUR Cautious Allocation - Global

Recommended investment horizon

3-5 years

Fund assets

EUR 89.66 M

NAV

EUR 1054.44

Fund base currency

EUR

Share class currency

EUR

Inception date

07/01/2011

Legal Form

UCITS Luxembourg SICAV

Management Company

Société Générale Private Wealth Management S.A.

Valuation / Subscriptions / Redemptions

Daily

Minimum subscription

1 share

Other share classes

Ongoing charges

1.73%

Exit fees

None

Entry fees

None

Performance fee

10% of the outperformance (benchmark: Eurostoxx 600 Net Return)

⁽¹⁾ Risk scale from 1 (lowest risk) to 7 (highest risk), the lowest category does not mean a risk-free investment. The risk and reward category shown is not guaranteed to remain unchanged and that the categorisation of the Sub-Fund may shift over time. The prospectus, the KIID (Key Investor Information Document) and annual reports of the Fund are available at www.sgpwm.societegenerale.com and on request at the registered office of Moorea Fund, of the Management Company or of the Custodian Bank.

⁽²⁾ © 2021 Morningstar. All Rights Reserved. The information contained herein: (1) is proprietary to Morningstar; (2) may not be copied or distributed; and (3) is not warranted to be accurate, complete or timely. Neither Morningstar nor its content providers are responsible for any damages or losses arising from any use of this information.

MOOREA FUND SUSTAINABLE STRUCTURED INCOME

OCTOBER 2022

Financial Criteria

FIXED INCOME PORTFOLIO STATISTICS

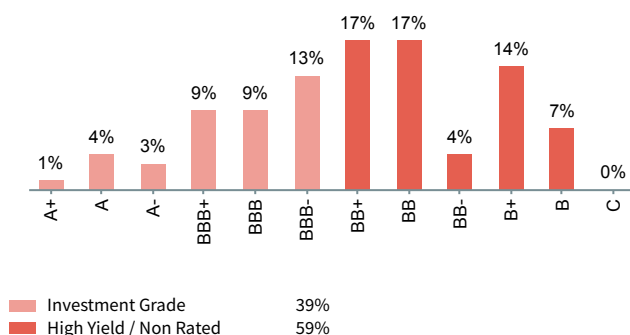
| | |
|-----------------------------|-------|
| Yield to convention (bid) | 6.8% |
| Modified duration | 3.01 |
| Average maturity (in years) | 4.12 |
| Average rating | BB+ |
| Investment Grade | 39.0% |
| High yield / NR | 61.0% |

STRUCTURED PRODUCTS PORTFOLIO STATISTICS

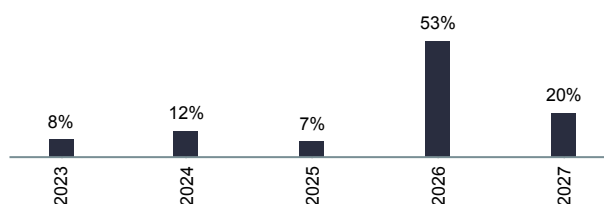
| | |
|---------------------------------------|-------|
| Average yield to maturity* | 6.0% |
| Average coupon* | 7.5% |
| Average residual maturity (in years)* | 3.4 |
| Average price* | 91.9% |
| Average residual protection* | 29.7% |
| Weight | 38.6% |

*Income Equity Structured Product

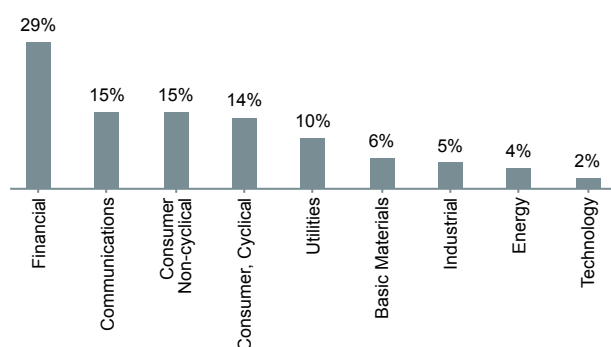
RATING BREAKDOWN



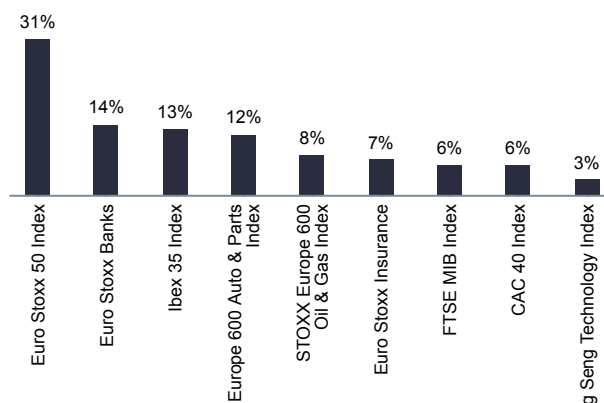
MATURITY BREAKDOWN



SECTOR BREAKDOWN



UNDERLYING BREAKDOWN



FIXED INCOME TOP 5 HOLDINGS

| Name | Weight |
|---------------------|--------|
| ERAMET 5.875% 05/25 | 1.9% |
| RENAULT SA 1.25% 25 | 1.7% |
| EDF 5% VAR PERP | 1.5% |
| ACCOR SA VAR PERP | 1.5% |
| SPOTIFY 0% CV 03/26 | 1.4% |

STRUCTURED PRODUCTS TOP 5 HOLDINGS

| Name | Weight |
|---|--------|
| 5Y EUR PHX+ WO 60% 70% FTSEMIB IBEX 6.30% P.A. 06092023 | 3.2% |
| 5Y EUR EAGLE 90% 60% SXEP 1.525% P.Q NC4Q 05112026 | 2.9% |
| 5Y EUR EAGLE 90% 60% SX5E 3.68% P.S NC2S 10032027 | 2.8% |
| 5Y EUR EAGLE 105% 60% SXIE 3.925% P.Q 11032025 | 2.7% |
| 5Y EUR PHX+ WO 60% SX5E SX7E 6.65% P.A 28032024 | 2.7% |

Source: Société Générale Private Wealth Management as at 31/10/2022.

Actual weighting and investment allocations are subject to change on an ongoing basis and may not be exactly as shown. Investors should understand the different asset classes which make up the strategy as they have different risk characteristics. Investments may be subject to market fluctuations and the price and value of investments and the income derived from them can go down as well as up. Your capital may be at risk and you may not get back the amount you invest. The tax benefits and liabilities will depend on individual circumstances and may change in the future.

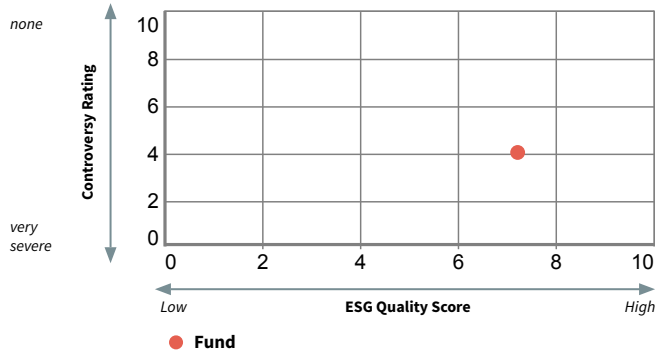
MOOREA FUND SUSTAINABLE STRUCTURED INCOME

OCTOBER 2022




Extra-Financial Criteria

ESG PORTFOLIO POSITIONING



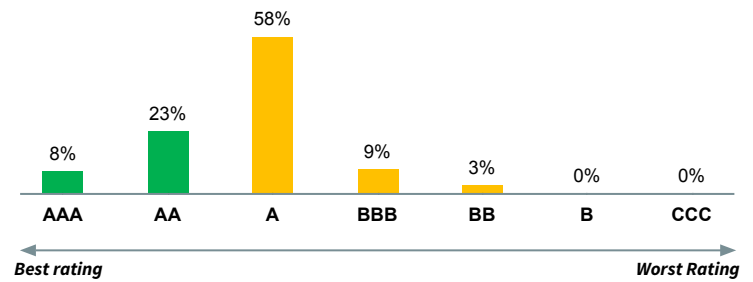
ESG RATING



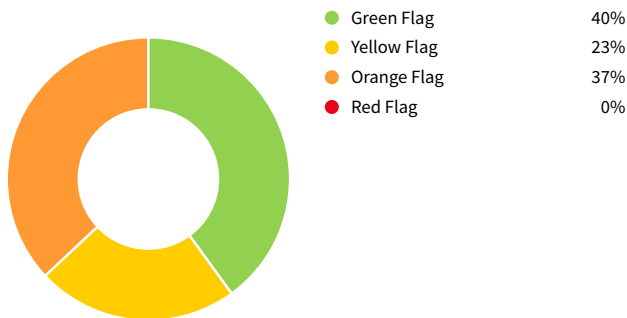
ESG INDICATORS

| | |
|---------------------------------------|--------|
| ESG Quality Score | 7.2 |
| Rating coverage | 75.98% |
| ESG Median Rating | AA |
| Average Controversy Rating | 4.1 |
| Rating coverage | 81.33% |
| Carbon Footprint (tons CO2/\$M sales) | 120.7 |
| MSCI Coverage | 75.68% |

ESG RATING DISTRIBUTION



CONTROVERSY FLAG DISTRIBUTION



BUSINESS INVOLVEMENT DISTRIBUTION

SGPWM excludes issuers with more than 15% of revenues in these sectors:

| Sectors | % of portfolio revenues |
|---------------------|-------------------------|
| Gambling | 0.00% |
| Civilians arms | 0.03% |
| Adult Entertainment | 0.03% |
| Tobacco | 0.03% |

TOP 3 SUSTAINABLE IMPACT CONTRIBUTORS

| | Sustainable revenues (€ mln) | % of sustainable revenues |
|--------------------------|------------------------------|---------------------------|
| TotalEnergies SE | 13,130 | 8% |
| VEOLIA ENVIRONNEMENT SA | 7,923.5 | 29% |
| ELECTRICITE DE FRANCE SA | 5,903.8 | 7% |

IMPACT INDICATORS

3%

36%

45%

80%

0%

Sustainable Impact revenues

Coverage MSCI: 76%

GHG Science-Based Target signatories

Coverage MSCI: 76%

Women on board

Coverage MSCI: 76%

Independent directors

Coverage MSCI: 76%

Global Compact Non-compliance

Coverage MSCI: 81%

Source: Société Générale Private Wealth Management, Bloomberg, MSCI

GLOSSARY

ESG RATING

MSCI ESG Ratings aim to measure a company's resilience to long-term, financially relevant ESG risks (Environment, Social et Gouvernance). For each company a Weighted Average Key Issue Score is calculated based on the underlying Key Issue scores and weights. To arrive at a final letter rating, this score is normalized by industry. **The Industry Adjusted Score corresponds to a rating between AAA and CCC.** These assessments of company performance are not absolute but are explicitly intended to be relative to the standards and performance of a company's industry peers.

| Letter Rating | CCC | B | BB | BBB | A | AA | AAA |
|---------------|---------|---------|---------|---------|---------|---------|--------|
| Score | 0 - 1.4 | 1.4-2.9 | 2.9-4.3 | 4.3-5.7 | 5.7-7.1 | 7.1-8.6 | 8.6-10 |

CARBON FOOTPRINT

As key climate change indicators, Greenhouse gas emissions (GHG) are classified as per the Greenhouse Gas Protocol and are grouped in three categories:

- ▶ **Scope 1 - Direct scope:** GHG emissions are those directly occurring from sources that are owned or controlled by the institution.
 - ▶ **Scope 2 - Indirect scope:** GHG emissions are indirect emissions generated in the electricity production consumed by the institution.
 - ▶ **Scope 3 - Indirect scope:** GHG emissions are all the other indirect emissions that are consequences of the institution's activities, but that occur from sources not owned and controlled by the institution.
- The uses MSCI data who are based on declarative or estimated figures from companies. It aims to take into account the GHG emissions of Scope 1 and 2, produced by the companies held in the portfolio. GHG emissions are compared to the sales of each company and adjusted with the security weight in the portfolio. Emissions are expressed in carbon dioxide equivalent (CO₂e).

SUSTAINABLE IMPACT REVENUES

Revenue exposure to Sustainable Impact Solutions reflects the extent to which company revenue is exposed to products and services that help solve the world's major social and environmental challenges. It is calculated as a weighted average, using portfolio or index weights and each issuer's percent of revenue generated from Sustainable Impact Solutions. To be eligible to contribute, an issuer must maintain minimum ESG standards.

COVERAGE MSCI

The ESG MSCI rating does not cover all issuers, so it is important to display the coverage ratio to understand the rating. On this document, the rating coverage is displayed as a percentage (%), i.e. the percentage of covered securities on the entire portfolio.

DISCLAIMER

The content of this document should not be interpreted as an investment service or as investment advice, and under no circumstances is it to be used or considered as an offer or incentive to purchase or sell a particular product. The content is intended for information purposes only and to provide investors with the relevant reference information for any investment decisions. It has no regard to the specific financial objectives of any individual investor, nor may it be construed as legal, accounting or tax advice. Past performance is no indication of future results. Similarly, the present document is not intended as an incentive, offer or solicitation to invest in the asset categories listed herein. Investors are warned that the placing of stock market orders requires a perfect understanding of the markets and their governing legislation. Before investing, they must be aware that certain markets may be subject to rapid fluctuations and are speculative or lacking in liquidity. Accordingly, certain assets or categories of assets listed in the present document may not be appropriate for investors. In certain cases, investments may even bear an indeterminate high risk of loss that exceeds the initial investment made. Investors are therefore urged to seek the advice of their financial advisor or intermediary in order to assess the particular nature of an investment and the risks involved and its compatibility with their individual investment profile and objectives.

For Swiss investors: the Sub-Fund has been authorised for public sale by the Commission de Surveillance du Secteur Financier in Luxembourg and for public offering in Switzerland by the Swiss Financial Market Supervisory Authority (shortly 'FINMA'). The prospectus, the KIID (Key Investor Information Document) and annual reports of the Fund are available on the website www.fundinfo.com and can be obtained from our Representative and Paying Agent in Switzerland : Société Générale, Paris, succursale de Zurich, Talacker 50, Case postale 1928, 8021 Zurich.

CONTROVERSY

An ESG Controversy may be defined as an incident or ongoing situation in which a company faces allegations of negatively impacting stakeholders (i.e.: workers, communities, the environment, shareholders, or society at large), via some type of wrongdoing across several ESG indicators. The aim of ESG Controversies research is to assess the severity of the negative impact of each situation, rather than the extent of negative press attention or public opprobrium. For each issuer, the ESG rating comes along with a Controversy flag which reflects the lowest flag among analyzed key indicators.

- 🚩 **Green flag:** the company is not involved in major recent controversies
- 🚩 **Yellow flag:** in recent moderate-to-severe level controversies
- 🚩 **Orange flag:** one or more recent severe structural controversies that are ongoing
- 🚩 **Red flag:** one or more recent very severe controversies

Controversy flag translates also into controversy score:
Red 0 - Orange 1 - Yellow 2 to 4 - Green 5 to 10

SCIENCE-BASED TARGETS

Science-based targets provide companies with a clearly defined pathway to future-proof growth by specifying how much and how quickly they need to reduce their greenhouse gas emissions. Targets adopted by companies to reduce greenhouse gas (GHG) emissions are considered "science-based" if they are in line with the goals of the Paris Agreement –to limit global warming to well-below 2°C above pre-industrial levels and pursue efforts to limit warming to 1.5°C.

IMPACT INDICATORS

The impact indicators allow us to report on the environmental, social and governmental commitment of our investments in a relevant and sustainable manner. The six indicators displayed are not an exhaustive list, but were chosen by the management company. Women on the Board: This figure represents the percentage of women on the board of directors of companies. Independent directors: This figure represents the percentage of board members who meet the independence criteria defined by MSCI. For companies with a management and supervisory board, the calculation is based on supervisory board members only.

UNITED NATIONS GLOBAL COMPACT



The United Nations Global Compact is a non-binding United Nations pact to encourage businesses worldwide to adopt sustainable and socially responsible policies, and to report on their implementation. The UN Global Compact is a principle-based framework for businesses, stating ten principles in the areas of human rights, labor, the environment and anti-corruption. The UN Global Compact is the world's largest corporate sustainability initiative with 13000 corporate participants and other stakeholders over 170 countries with two objectives: "Mainstream the ten principles in business activities around the world" and "Catalyse actions in support of broader UN goals, such as the Millennium Development Goals (MDGs) and Sustainable Development Goals (SDGs)".

ESG LUXFLAG LABEL



LuxFLAG is an independent, non-profit, international association created in Luxembourg in July 2006. The objective of the LuxFLAG ESG Label is to reassure investors that the labelled funds actually incorporate ESG (Environmental, Social and Governance) criteria throughout the entire investment process.